




Segmenting - 'breaking words down into their individual sounds or syllables'

 <p>SEGMENTING HAND MOTION:</p> <p>Use hands in a chopping motion to represent the sounds or phonemes; one chop for each sound. Finger tapping for each sound can also be used.</p>	
---	--

We often talk about grabbing hold of the word, ripping it up and tearing it into little pieces! (could write the word and physically tear it up to help with understanding of this!)

<p><i>Step 1</i></p> <p><i>Whole Word into Syllables</i></p>	<p><i>'Chin Talking' -break multisyllabic words into chunks (syllables).</i></p> <ul style="list-style-type: none"> - Say the word again and count how many syllables there are by putting up a finger for each one. <p><i>Syllables - every syllable contains a VOWEL.</i></p>
<p><i>Step 2</i></p> <p><i>Syllables into Phonemes</i></p>	<p><i>Syllables can then be segmented further to identify the individual phonemes.</i></p> <p><i>Stretch out the word/syllable by slowing down the articulation - pretend to hold the word/syllable in your hands and then move hands further apart as you stretch it out and rip it apart!</i></p> <div style="border: 1px solid black; padding: 10px; margin-top: 20px;">  <p>SEGMENTING HAND MOTION:</p> <p>Use hands in a chopping motion to represent the sounds or phonemes; one chop for each sound. Finger tapping for each sound can also be used.</p> </div>
<p><i>Step 3</i></p> <p><i>Phonemes to GPCs.</i></p>	<p><i>Teach children how to use their 'Phoneme Card' to identify the graphemes and, where there is more than one option, teach them how to use their 'Asking the Question' mat to identify which they need to use.</i></p>
<p><i>Step 4</i></p> <p><i>record GPCs to rebuild the word.</i></p>	<p><i>This could be written or done using magnetic letters. Teach children to blend their words back together to check them.</i></p>