

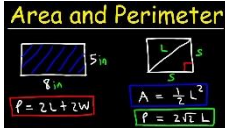








Year 5 and 6 Homework Grid – Autumn 2023 – Peasants, Princes and Pestilence					
<b>Literacy and Communication</b>  (YOU MUST DO AT LEAST TWO OF THESE)	<b>Book Review</b> Read a book suited to your level and write a book review to share in our class reading corner. You can give it a star rating and explain your reasons for this. Please include an illustration to make your review eye-catching!  	<b>Knight Narrative</b> Write a short story about a Knight in the Middle Ages. Remember to include: <ul style="list-style-type: none"><li>• metaphors</li><li>• similes</li><li>• personification</li><li>• dialogue</li><li>• character description</li><li>• settings description</li></ul>	<b>Non-fiction Writing</b> Read a non-fiction text or complete some internet based research about the Peasants' Revolt. Summarise what you have learnt from your research in a format of your choice.  	1.  2.  3.	
	<b>Maths and Problem Solving</b>  (YOU MUST DO AT LEAST TWO OF THESE)	<b>Exploring Prime Numbers</b> Without using the internet or a book, what is the highest prime number that you can find? Remember that prime numbers only have two factors - 1 and the number itself e.g. 7.  Use this link to practise your identification of prime numbers: <a href="https://mathsbot.com/puzzles/findThePrimes">https://mathsbot.com/puzzles/findThePrimes</a>	<b>Area and Perimeter</b> Using a ruler and your multiplication knowledge, find out the area and perimeter of household objects and furniture such as the kitchen table, rug etc. Present your findings in a table.  	<b>Number Posters</b> Pick a two-digit number and produce a poster giving as many facts about it as you can. Try to include a range of interesting and original facts about the number you have chosen.  See examples on page 2 to give you some ideas of amazing presentation!	1.  2.  3.
	<b>Science and the outside environment</b>  (YOU MUST DO AT LEAST ONE OF THESE)	<b>Gravity Investigation</b> Draw and label a diagram to explain how gravity works.  	<b>Forces in Action!</b> Find out about how either a parachute or a glider works and draw a diagram to explain the different forces it uses to operate.  	<b>Balloon Powered Car</b> Create your own balloon powered car. There are a number of tutorials on Youtube to show you how to do this.  	1.  2.
<b>Humanities and Citizenship</b>  (YOU MUST DO AT LEAST ONE OF THESE)	<b>Middle Age Menus</b> Research food in the Middle Ages and produce menus showing the types of food that would have been eaten by a peasant and a prince.  	<b>King Richard II</b> Create a fact file about King Richard II, who was the monarch at the time of the Peasants' Revolt.  	<b>Medieval Maps</b> Look at some maps of medieval Europe and compare them to maps today. What are the similarities and differences?  	1.  2.	

